



2025 Summer Business Studies at University of Sydney, Australia

Kick Off Meeting
March 25, 2025





THE UNIVERSITY OF
SYDNEY

Today's Topics

INTRODUCTIONS

- Program Faculty and Support Staff
- Program Students

PRE-DEPARTURE PLANNING

- Program logistics
 -  Traveling to Sydney
 -  Travel documents
- Academic schedule
- Health & Safety
- Administrative details

WELCOME TO SYDNEY

- Australia
- Sydney
- University of Sydney
- USyd WORK-3205
- Campus life
- Campus housing
- Arrival information
- Travel & Social
- Next-Step documents
- 'Day In The Life'

Introductions

What is your name?

What is your Year, College, Major?

What was your most important reason for choosing this Program?



Pre-Departure Planning

Travel Planning

We are assuming you will arrive at Sydney Airport (SYD) on Sunday June 22

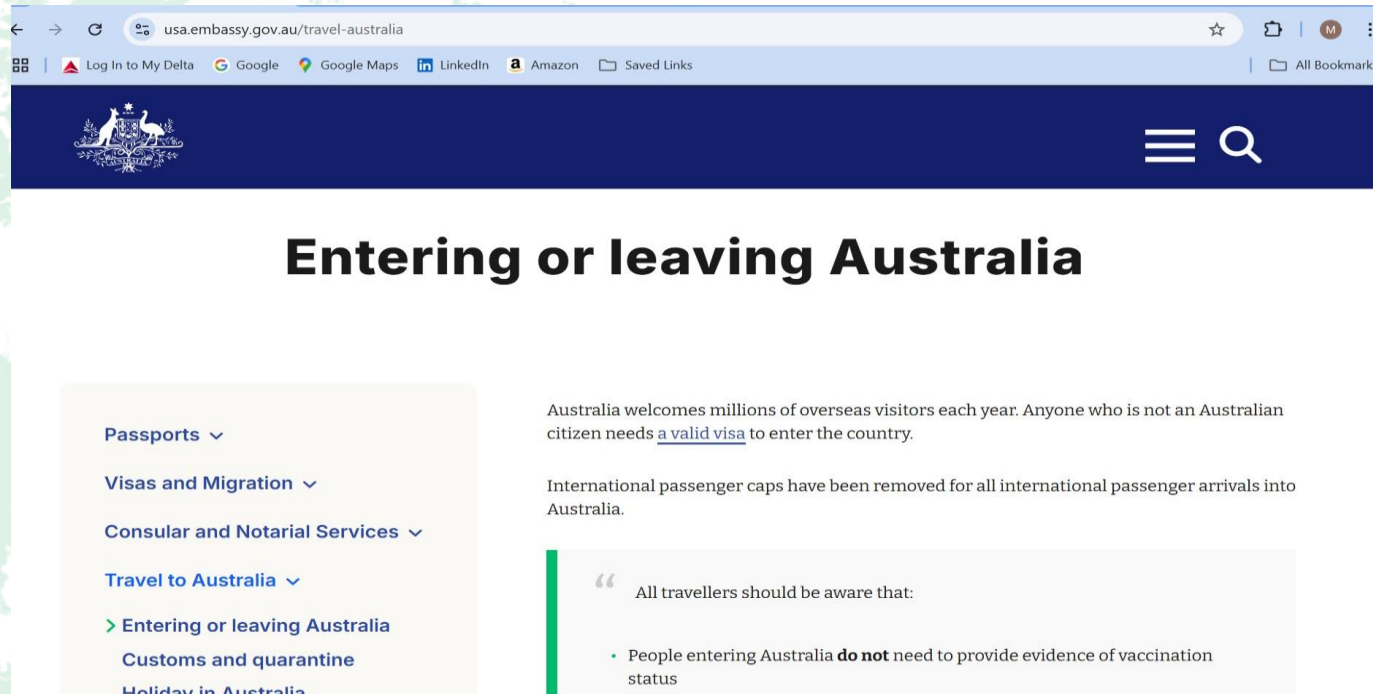
- University of Sydney staff will arrange airport meeting and transfer to campus
- University of Sydney Orientation on Monday June 23
- Classes begin Tuesday June 24

We are assuming you will depart from Sydney Airport (SYD) on Saturday July 26

- Classes end Thursday July 24

Travel Planning




Complete requirements for entering Australia – Passport and Visa



The screenshot shows a web browser displaying the USA Embassy in Australia's travel website. The browser's address bar shows the URL 'usa.embassy.gov.au/travel-australia'. The website's header is dark blue with the Australian coat of arms on the left and a menu icon and search icon on the right. The main heading is 'Entering or leaving Australia'. On the left, there is a sidebar with a list of links: 'Passports', 'Visas and Migration', 'Consular and Notarial Services', 'Travel to Australia', 'Entering or leaving Australia', 'Customs and quarantine', and 'Holiday in Australia'. The 'Travel to Australia' link is highlighted in blue. The main content area contains two paragraphs of text and a quote box. The first paragraph states that Australia welcomes millions of overseas visitors each year and that non-Australian citizens need a valid visa. The second paragraph states that international passenger caps have been removed for all international passenger arrivals into Australia. The quote box contains a quote from the Australian government stating that all travellers should be aware that people entering Australia do not need to provide evidence of vaccination status.

usa.embassy.gov.au/travel-australia

Log In to My Delta Google Google Maps LinkedIn Amazon Saved Links All Bookmarks

Entering or leaving Australia

Passports ▾

Visas and Migration ▾

Consular and Notarial Services ▾

Travel to Australia ▾

▸ **Entering or leaving Australia**

Customs and quarantine

Holiday in Australia

Australia welcomes millions of overseas visitors each year. Anyone who is not an Australian citizen needs [a valid visa](#) to enter the country.

International passenger caps have been removed for all international passenger arrivals into Australia.


“ All travellers should be aware that:

- People entering Australia **do not** need to provide evidence of vaccination status

Academic Schedule

<i>5 Weeks - Sunday June 22 through Saturday July 26</i>						
SUNDAY	MONDAY	TUESDAY	WEDNESDAY	THURSDAY	FRIDAY	SATURDAY
Open	Open	MSU MKT 300	MSU MKT 490	MSU MKT 300	Open	Open
		USyd WORK 3205	Open	USyd WORK 3205		

Staying Healthy and Safe Abroad

 Download these cards & International SOS membership cards.

MICHIGAN STATE UNIVERSITY

STAYING HEALTHY and SAFE ABROAD

STAYING HEALTHY AND SAFE WHILE ABROAD

- Download the International SOS app: app.internationalsos.com
- Enroll in the U.S. Department of State's Smart Traveler Enrollment Program: step.state.gov
- Pay attention to your surroundings.
- Avoid attracting attention to yourself.
- Avoid traveling alone whenever possible, especially at night.
- If you consume alcohol, be responsible and comply with local laws.
- Monitor local news.
- For more safety tips, visit globalsafety.msu.edu/safety

TRAVEL REGISTRATION AND HEALTH INSURANCE

All MSU international travelers are eligible for International SOS medical and security assistance.

- Education Abroad** students are automatically covered by international health insurance during their program dates. globalsafety.msu.edu/ea/isos
- Non-EA faculty, staff and students** engaging in MSU-sponsored international travel must register their trip to activate insurance coverage. globalsafety.msu.edu/register
- Spouses and dependents** are not eligible for insurance coverage. See policy for personal deviation coverage information. globalsafety.msu.edu/isos

OTHER IMPORTANT CONTACT INFORMATION

Program Director/Host Institution

NAME _____ PHONE _____

Emergency Contact Person at Home

NAME _____ PHONE _____ RELATIONSHIP _____

OFFICE FOR GLOBAL HEALTH, SAFETY, AND SECURITY
globalsafety.msu.edu

OFFICE FOR EDUCATION ABROAD
educationabroad.msu.edu

IN AN EMERGENCY

1. Assess the situation. Get to a safe location.
2. Contact the local "911" equivalent for emergency assistance, medical care or if you need to report an emergency.
3. Confirm the safety and well-being of fellow travelers. Check in with your program director/group leader as soon as is safely possible.
4. Follow the advice of local authorities.
5. If you need immediate assistance, call international SOS and/or the MSU 24/7 International Emergency Assistance Line.
6. To report that you are safe, email globalsafety@msu.edu.

EMERGENCY CONTACT INFORMATION

International SOS 24/7 Scholastic Assistance Line:
+1-215-942-8478

MSU 24/7 International Emergency Assistance Line:
+1-517-353-3784

Local Emergency Services
Call first in event of imminent danger:

AMBULANCE _____

POLICE _____

FIRE _____

LOCAL 911 EQUIVALENT _____

International SOS

MSU's medical and security assistance provider.

All EA program participants have access to membership.

- **Pre-departure**
 - Pre-travel health consultations
- **While abroad**
 - Urgent and non-urgent medical advice
 - Mental health counselling
 - Travel alerts
- **In an emergency**
 - Evacuation (medical or security)



Log in with your MSU credentials!

Download the ISOS app → → →

Spartans Abroad on D2L

 [‘Spartans Abroad’ course on D2L](#)

All Education Abroad students are enrolled leading up to their program term – so you might not see it yet! This is an asynchronous pre-departure orientation for all participants. Please review the material and reach out to Education Abroad or Global Safety if you have any questions!



Administrative Details

Completion of Application documents

Tuition and Program Expense invoice timing

Next meeting

Questions in the meantime



Welcome To Sydney