

# The School of Hospitality Business

## 2023 Employment Results

Student and Industry Resource Center



The School of Hospitality Business  
MICHIGAN STATE UNIVERSITY

# Graduating Student Outcomes – 2023

## The School of Hospitality Business

	HB Graduates FS22/SS23
Employed	55 (89%)
Continuing Education	5 (8%)
Military/Other	0 (0%)
Still Seeking	2 (3%)



# Starting Salaries – 2023

## The School of Hospitality Business

	Mean	Median	Low	High
Base Salary	\$59,035	\$60,000	\$35,000	\$90,000
Signing Bonus	\$4,320	\$5,000	\$1,000	\$8,100



# Top Employers – 2023

## The School of Hospitality Business



\*\*Each has hired 2+ hospitality business graduates in 2023

# Top Employers – 2023

## The School of Hospitality Business

Employer	# of hire in FS23/SS24
Marriott International	4 (7%)
Michigan State University	4 (7%)
Hyatt Hotels Corporation	3 (5%)
Four Seasons Hotel and Resorts	2 (3%)
Heirloom Hospitality	2 (3%)
Hilton Hotels	2 (3%)
Agency EA	1 (2%)
Apple	1 (2%)
Compass Group	1 (2%)
Edward Rose and Sons	1 (2%)

Employer Cont'd	# of hire in FS23/SS24
Flik Hospitality Group	1 (2%)
Golden Hawk Golf Course	1 (2%)
Had Rock Hotel & Casino	1 (2%)
HHM Hotels	1 (2%)
HREC Investment Advisor	1 (2%)
HVS	1 (2%)
Lettuce Entertain You Enterprises	1 (2%)
Pine Lake Country Club	1 (2%)
Skokie Country Club	1 (2%)
United Wholesale Mortgage	1 (2%)



# Top Geographic Outcomes – 2023

## The School of Hospitality Business

Geography	# of hire in FS23/SS24
Michigan	14 (32%)
Illinois	11 (25%)
California	4 (9%)
Colorado	3 (7%)
New York	3 (7%)
Massachusetts	2 (5%)
Texas	2 (5%)
Florida	1 (2%)
Georgia	1 (2%)
Rhode Island	1 (2%)
South Carolina	1 (2%)
Virginia	1 (2%)



Michigan  
Detroit, Lansing,  
Grand Rapids, Charlevoix



Illinois  
Chicagoland



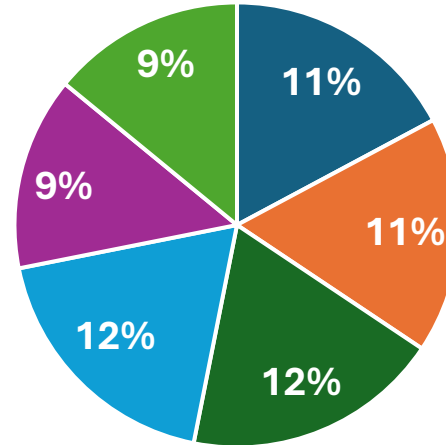
California  
Los Angeles, San Diego



\*\*Nearly 70% of hospitality business graduates land in these states.

# Source of Outcome – 2023

## The School of Hospitality Business



- MSU Sponsored Career Fair
- Internet Posting Source (SIRC JAB, Handshake, etc.)
- Personal contacts/Social Networks
- Other
- Michigan State University Faculty or Staff (including advisers)
- Previous Internship/Co-op/Work Experience



# Student Internship Outcomes – 2023

## The School of Hospitality Business

	SHB
Level I	95
Level II	86
Total	181



100% of students complete two internships prior to graduation.



# Top Employers for Internships – 2023

## The School of Hospitality Business



# Top Employers for Internships – 2023

## The School of Hospitality Business

Employer	# of hire in FS22/SS23
Hilton	14 (21%)
Kellogg Hotel	4 (6%)
Marriott	4 (6%)
AHC Hospitality	3 (5%)
Graduate Hotels	3 (5%)
Continental Services	2 (3%)
CSM Corp - Hyatt Place Lansing East	2 (3%)
Grand Traverse Resort & Spa	2 (3%)
Hyatt	2 (3%)
The Townsend Hotel	2 (3%)

Employer cont'd	# of hire in FS22/SS23
Ritz Carlton	2 (3%)
Village Suites Bay Harbor	2 (3%)
Birmingham Athletic Club	2 (3%)
Country Club of Lansing	2 (3%)
Davidson Hospitality	2 (3%)
Heirloom Hospitality	2 (3%)
Mission Pointe Resort	2 (3%)
Oakhurst Country Club	2 (3%)
Pinstripes	2 (3%)
The Walt Disney Company	2 (3%)
Drury Hotels	1 (1%)



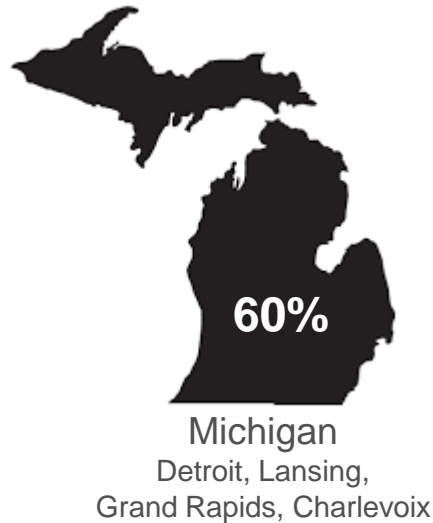
Employer cont'd	# of hire in FS22/SS23
Indian Hill Club	1 (1%)
Wineguy's Restaurant Group	1 (1%)
AF Group	1 (1%)
Grand Harbor Golf & Beach Club	1 (1%)
Janko Hospitality	1 (1%)
Walnut Creek Country Club	1 (1%)
Black Star Farms	1 (1%)
Hillstone Restaurant Group	1 (1%)



# Internship Geographic Outcomes – 2023

## The School of Hospitality Business

Geography	# of hire in FS23/SS24
Michigan	107 (60%)
Illinois	18 (10%)
California	6 (3%)
Ohio	5 (3%)
New York	4 (2%)
Florida	4 (2%)
Georgia	4 (2%)
Texas	4 (2%)
Arizona	2 (1%)
Missouri	2 (1%)
Colorado, Connecticut, DC, Hawaii, Idaho, Kentucky, Maryland, Massachusetts, Minnesota, Montana, Nevada, New Jersey, South Carolina, Utah, Virginia, Wisconsin	1 (1%)



Over 80% of hospitality business interns land in these states.

