

The School of Hospitality Business

2024 Employment Results

Student and Industry Resource Center



The School of Hospitality Business
MICHIGAN STATE UNIVERSITY

Graduating Student Outcomes – 2024

The School of Hospitality Business

	HB Graduates FS23/SS24
Employed	55 (82%)
Continuing Education	9 (13%)
Military/Other	0 (0%)
Still Seeking	3 (4%)

76% response rate



Starting Salaries – 2024

The School of Hospitality Business

	Mean	Median	Low	High
Base Salary	\$65,000	\$63,000	\$40,000	\$85,000
Signing Bonus	\$3,700	\$3,000	\$2,000	\$5,000



Top Employers – 2024

The School of Hospitality Business



Top Employers – 2024

The School of Hospitality Business

Employer	# of hire in FS23/SS24	Employer Cont'd	# of hire in FS23/SS24	Employer Cont'd	# of hire in FS23/SS24
Marriott International	8 (20%)	Drury hotel	1 (2.5%)	Lettuce Entertain You Enterprises	1 (2.5%)
Crowne Plaza Lansing	2 (5%)	Fairmont Hotels and Resorts	1 (2.5%)	Michigan State University	1 (2.5%)
Hilton Hotels	2 (5%)	Four Seasons Hotel and Resorts	1 (2.5%)	POSCO International	1 (2.5%)
The Walt Disney Company	2 (5%)	General Mills	1 (2.5%)	Pyramid Global Hospitality	1 (2.5%)
Aramark	1 (2.5%)	Greystar	1 (2.5%)	Sherwin Williams	1 (2.5%)
Auberge Resort Collection	1 (2.5%)	Heirloom Hospitality	1 (2.5%)	St. Andrews Country Club	1 (2.5%)
Belvedere Golf Club	1 (2.5%)	HREC Investment Advisor	1 (2.5%)	TEKsystems	1 (2.5%)
CohnReznick	1 (2.5%)	J. Alexander's	1 (2.5%)	The Peninsula Chicago	1 (2.5%)
Detroit Athletic Club	1 (2.5%)			The Santaluz Club	1 (2.5%)
Dimension Hospitality	1 (2.5%)			White Lodging	1 (2.5%)



Top Geographic Outcomes – 2024

The School of Hospitality Business

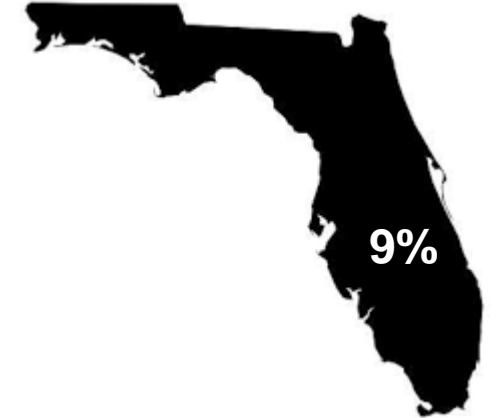
Geography	# of hire in FS23/SS24
Michigan	18 (40%)
Illinois	7 (16%)
Florida	4 (9%)
New York	2 (4%)
Arizona	1 (2%)
California	1 (2%)
Colorado	1 (2%)
DC	1 (2%)
Europe	1 (2%)
Georgia	1 (2%)
Hawaii	1 (2%)
Indiana	1 (2%)
Maryland	1 (2%)
Massachusetts	1 (2%)
Minnesota	1 (2%)
Ohio	1 (2%)
Pennsylvania	1 (2%)
Virginia	1 (2%)



Michigan
Detroit, Lansing,
Grand Rapids, Charlevoix



Illinois
Chicagoland



Florida
Boca Raton, Jupiter,
Lake Buena Vista, Orlando



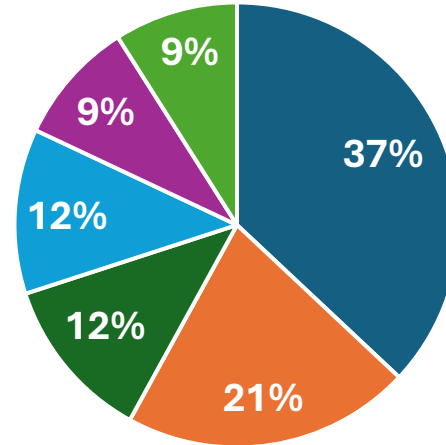
New York
New York City

Nearly 70% of hospitality business graduates land in these states.



Source of Outcome – 2024

The School of Hospitality Business



- MSU Sponsored Career Fair
- Internet Posting Source (SIRC JAB, Handshake, etc.)
- Personal contacts/Social Networks
- Other
- Michigan State University Faculty or Staff (including advisers)
- Previous Internship/Co-op/Work Experience



Student Internship Outcomes – 2024

The School of Hospitality Business

	SHB
Level I	78
Level II	87
Total	165



100% of students complete two internships prior to graduation.

Top Employers for Internships – 2024

The School of Hospitality Business



Little Harbor Club
Est 1930

AUTOGRAPH COLLECTION®
HOTELS



Top Employers for Internships – 2024

The School of Hospitality Business

Employer	# of hire in FS23/SS24
Continental Services	5
Hilton	5
Little Harbor Club	4
The Inn at Bay Harbor	4
CSM Corp - Hyatt Place Lansing East	3
Gurney's	3
Bloomfield Hills Country Club	2
Country Club of Detroit	2
Detroit Golf Club	2
Drury Hotels	2
Grand Traverse Resort & Spa	2

Employer cont'd	# of hire in FS23/SS24
Hyatt	2
Indian Hill Club	2
Kellogg Hotel	2
Saint John's Resort	2
The Townsend Hotel	2
Weber's Hotel & Restaurant	2
Wineguys Restaurant Group	2
AF Group	1
AHC Hospitality	1
Averill Hospitality	1
Concord Hospitality	1
Catawba Island Club	1
Four Seasons	1

Employer cont'd	# of hire in FS23/SS24
Grand Harbor Golf & Beach Club	1
J.Alexanders	1
Janko Hospitality	1
Lettuce Entertain You	1
Marriott	1
Oakland Hills Country Club	1
OTIS Harbor Springs	1
Ritz Carlton	1
University Club of Chicago	1
Village Suites Bay Harbor	1
Walnut Creek Country Club	1
Zingerman's	1



Internship Geographic Outcomes – 2024

The School of Hospitality Business

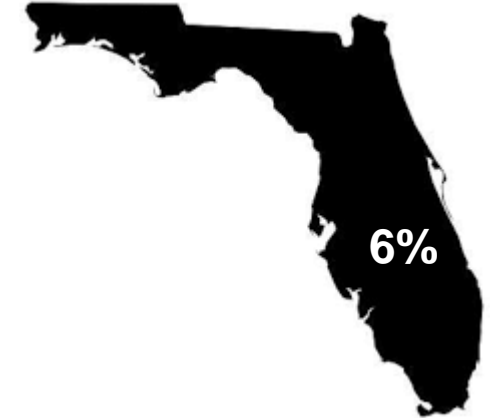
Geography	# of hire in FS23/SS24
Michigan	103 (62%)
Illinois	17 (10%)
New York	11 (7%)
Florida	6 (4%)
International	6 (4%)
Ohio	3 (2%)
California	2 (1%)
Minnesota	2 (1%)
New Jersey	2 (1%)
Rhode Island	2 (1%)
Alabama, Connecticut, Idaho, Montana, Nevada, Pennsylvania, South Carolina, Tennessee, Washington, Wisconsin, Wyoming	1 (1%) each



Michigan
Detroit, Lansing,
Grand Rapids, Charlevoix



Illinois
Chicagoland



Florida
Boca Raton, Jupiter,
Lake Buena Vista, Orlando



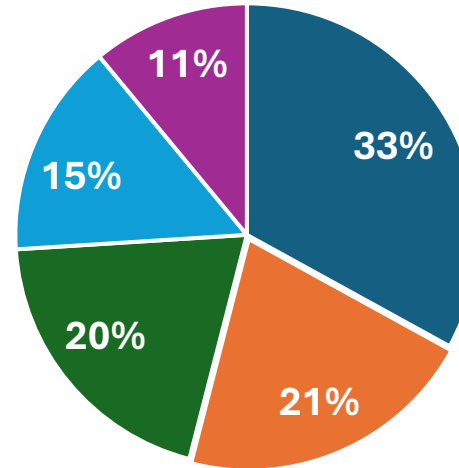
New York
New York City

Over 80% of hospitality business interns land in these states.



Source of Internships – 2024

The School of Hospitality Business



- Personal contacts/Social Networks
- MSU Sponsored Career Fair
- Internet Posting Source (SIRC JAB, Handshake, etc.)
- Previous Internship/Co-op/Work Experience
- Networking

